
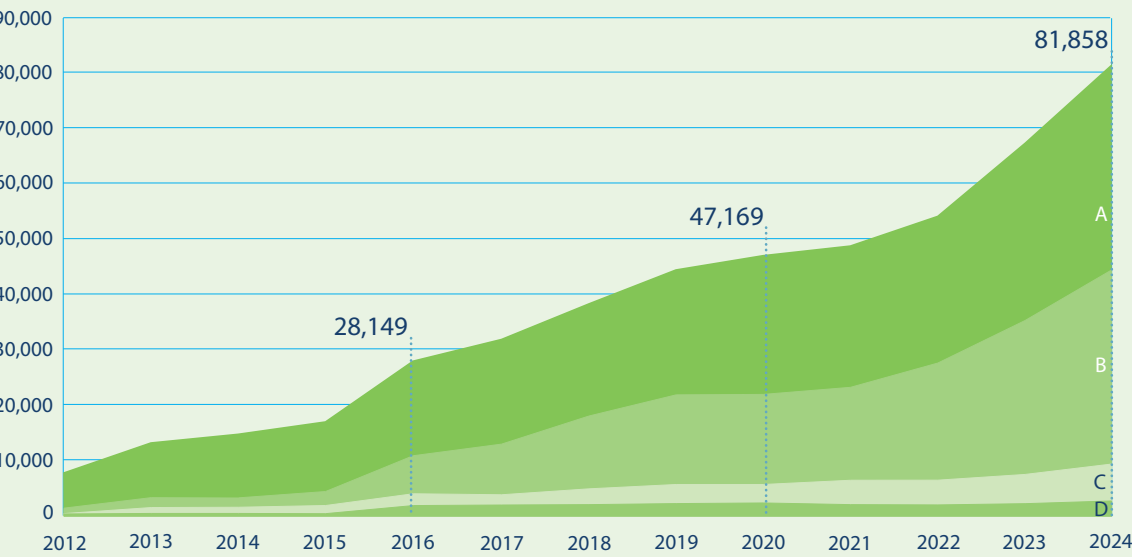
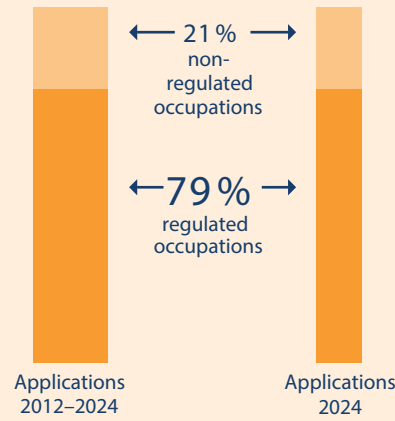


A total of ca. 920,000 applications for recognition and certificate evaluation



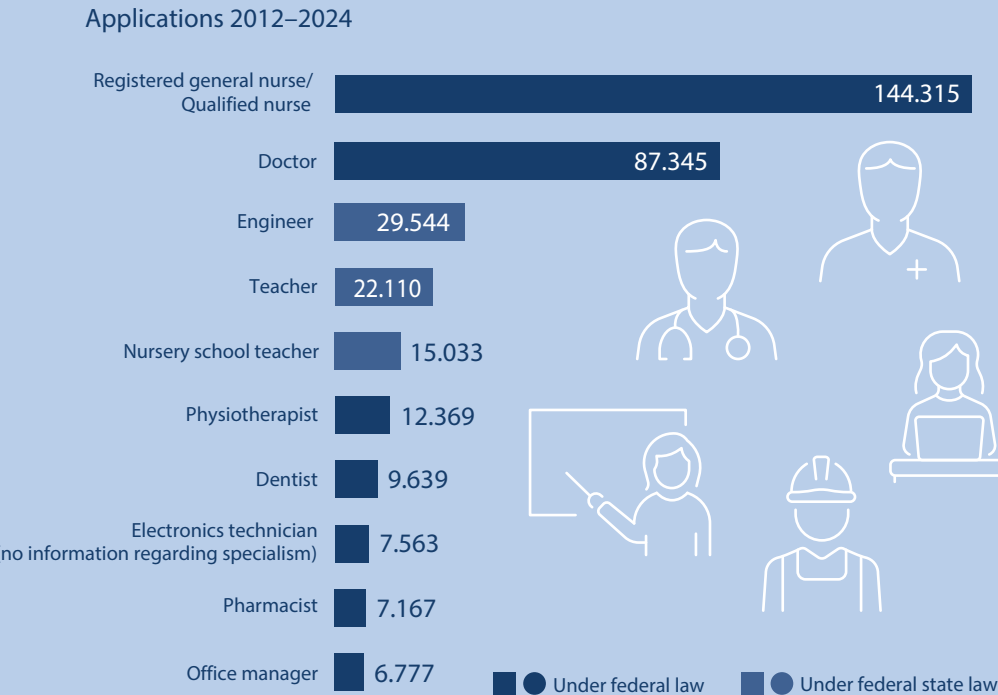
Predominantly applications relating to regulated professions



Number of recognition notices has constantly increased

- A Positive – full equivalence
- B „Imposition“ of a compensation measure (regulated professions only)
- C Partial equivalence (non-regulated occupations only)
- D Negative – no equivalence

The 10 reference occupations with the most applications

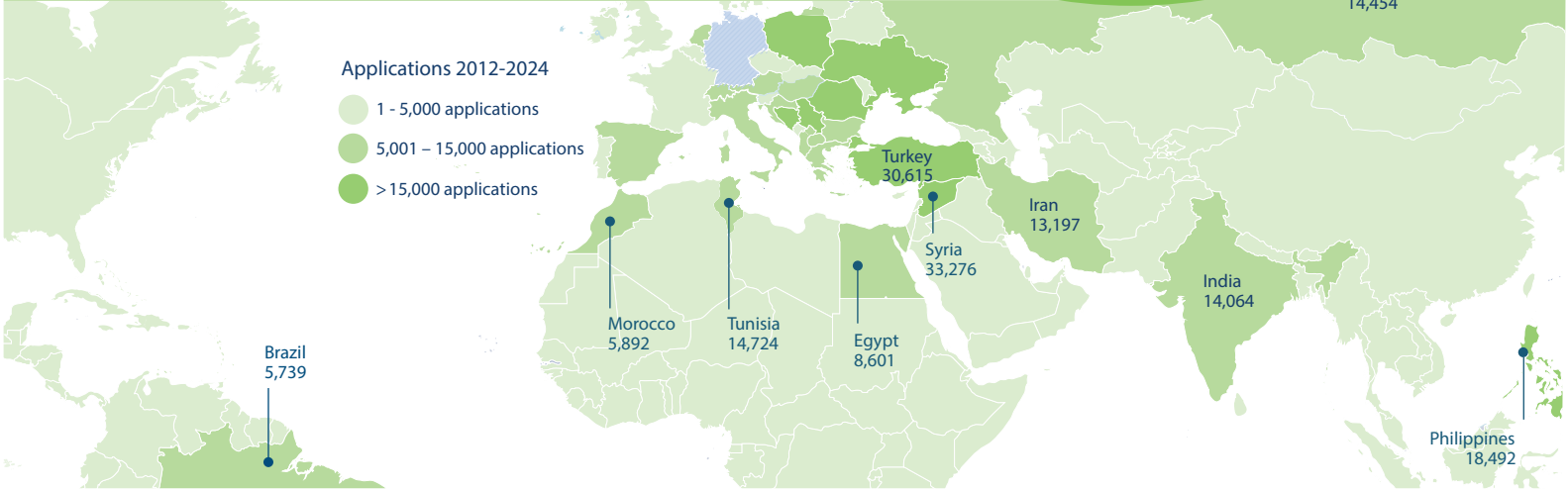
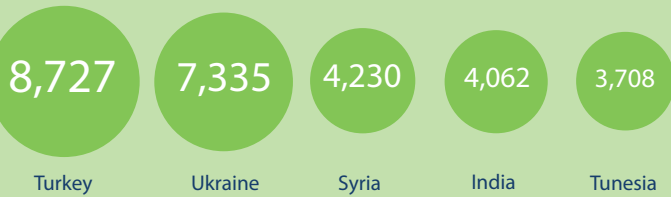


Applications for professional and vocational qualifications from the whole world

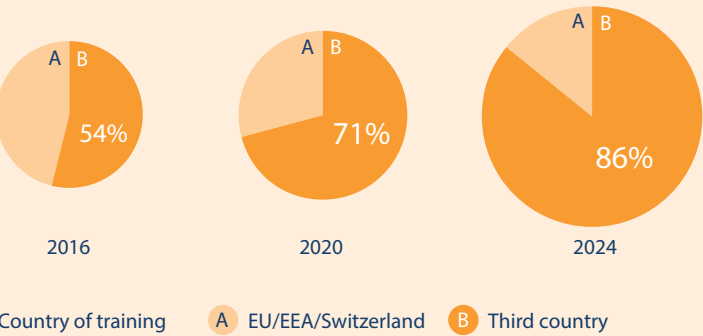
TOP 10 countries of training, applications 2012–2024



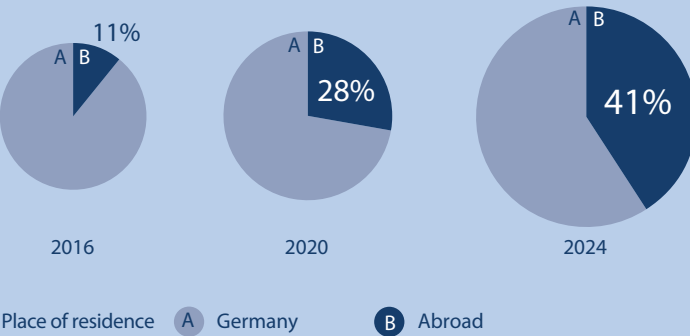
TOP 5 countries of training, applications 2024



More applications for professional and vocational qualifications from third countries



Many applications directly from abroad



Note on the fact sheet: Only the first figure (top left) shows the total numbers for the federal government and the states as well as the certificate evaluation (2012–2024). All other figures refer exclusively to the recognition of professions under federal law (from 2012) and under state law (from 2016, with the introduction of coordinated state statistics).
Source: a) official statistics pursuant to § 17 of the Federal Professional Qualifications Assessment Act (BQFG) or pursuant to the respective federal state laws governing the professions which make reference to § 17 BQFG. Calculations by the Federal Statistical Office and BIBB. Anonymised values; b) Statistics of the Central Office for Foreign Education (ZAB). Calculations by the ZAB and BIBB. For further information, see: <https://www.bibb.de/de/209810.php>

Further Information:

www.bibb.de/anerkenntnismonitoring
www.anerkennung-in-deutschland.de/en
www.bq-portal.de
www.anabin.kmk.org

Funded by:

